

2022/03/16

---

# CDF Investor Conference Webex Meeting Instruction

# Enter CDF Investor Conference Webex Meeting

## Option 1 :

【Step1】 Enter “Investor Conference” Page on CDF website

<https://cdf.irpro.co/en/investor-conference.php>

【Step2】 Go to “IR Presentation” for Webex link

## Option 2 :

【Step1】 Open Chrome browser

【Step2】 Access the below link

<https://cdibh.webex.com/cdibh-tc/j.php?MTID=mb28a9b1e48418543f6f0662baa6b00c>



## Option 3 :

【Step1】 Download the latest Webex App at your mobile device (only the latest version supports interpretation function)

【Step2】 Enter Webinar number: : 2514 712 3105

【Step3】 Enter Webinar password : 2883

# Click “Open Webex”



webex  
by CISCO

要開啟「Webex」嗎？

https://cdibh.webex.com 想要開啟這個應用程式。

一律允許 cdibh.webex.com 使用相關聯的應用程式開啟這類連結

開啟「Webex」 取消

在提示上按一下**開啟 Webex**。

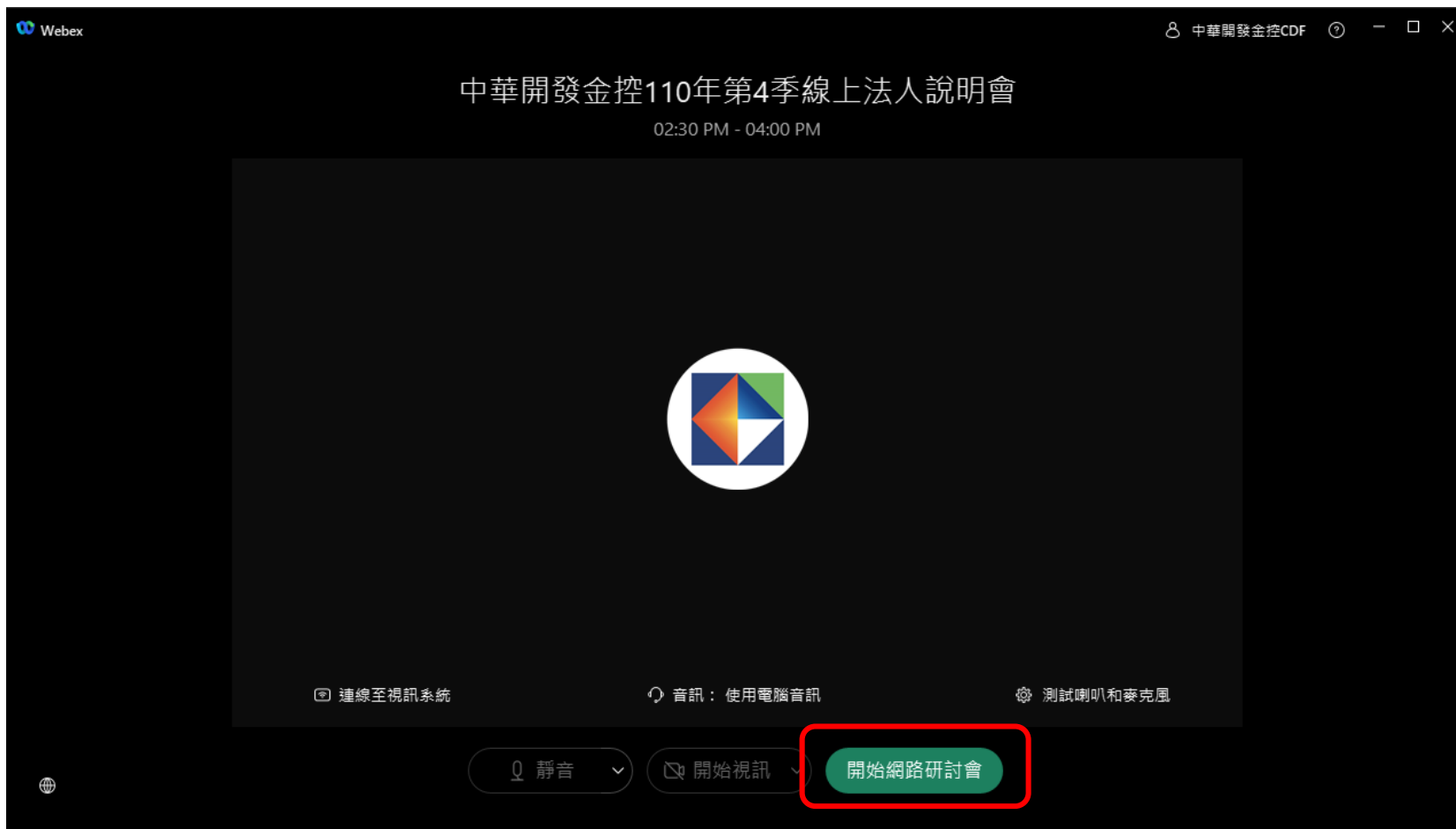
如果沒有出現提示，請改為按一下**啟動網路研討會**。

啟動網路研討會

沒有 Webex? [立即下載。](#)


使用應用程式遇到問題? [從您的瀏覽器加入。](#)

# Click “Start Webex Meeting”



# Enter CDF Investor Conference

PC / Laptop



# Select Language via Interpretation Button


PC / Laptop



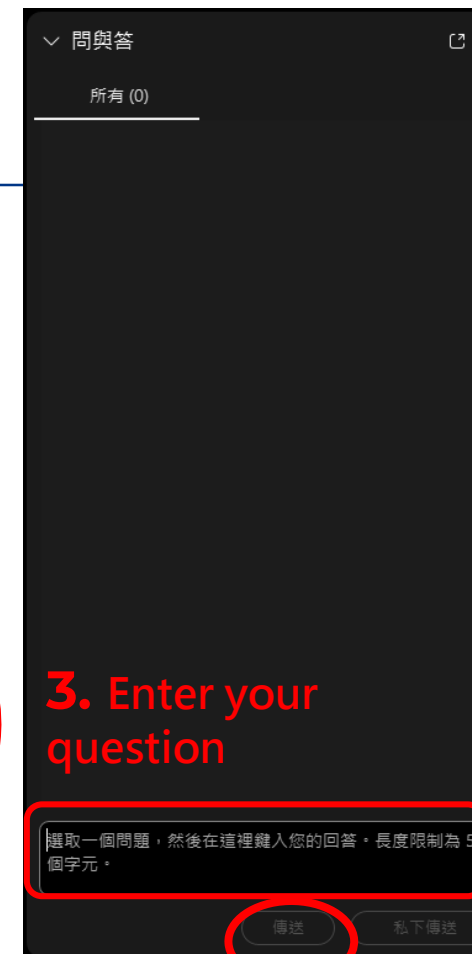
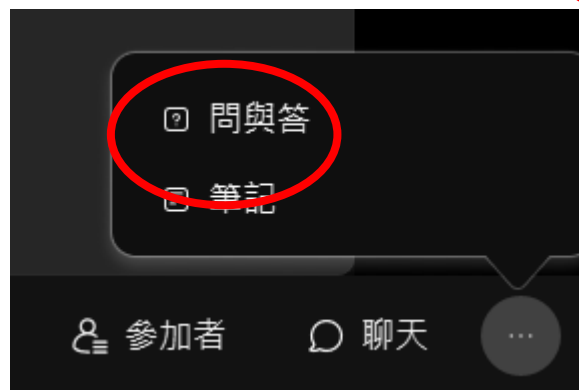
**4. Adjust volume**

- 1. Click Interpretation**
- 2. Dropdown list to choose Language**
- 3. Select preferred language**

# Raise Questions

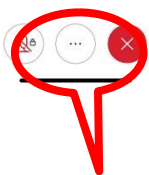


2. Click “Q&A”



# Select Language via Interpretation Button

## Mobile Devices



1 Click ...  
Interpretation



2. Click the  
arrow to  
choose  
Language



3. Select preferred language



4. Adjust  
volume



# Raise Questions

## Mobile Devices



1 Click the “...”



2 Select “Q&A”



3. Enter your question

4. Send